

SCIENTIFIC REPORTS



OPEN

Direct theoretical evidence for weaker correlations in electron-doped and Hg-based hole-doped cuprates

Seung Woo Jang¹, Hirofumi Sakakibara^{2,3}, Hiori Kino⁴, Takao Kotani², Kazuhiko Kuroki⁵ & Myung Joon Han^{1,6}

Many important questions for high- T_c cuprates are closely related to the insulating nature of parent compounds. While there has been intensive discussion on this issue, all arguments rely strongly on, or are closely related to, the correlation strength of the materials. Clear understanding has been seriously hampered by the absence of a direct measure of this interaction, traditionally denoted by U . Here, we report a first-principles estimation of U for several different types of cuprates. The U values clearly increase as a function of the inverse bond distance between apical oxygen and copper. Our results show that the electron-doped cuprates are less correlated than their hole-doped counterparts, which supports the Slater picture rather than the Mott picture. Further, the U values significantly vary even among the hole-doped families. The correlation strengths of the Hg-cuprates are noticeably weaker than that of La_2CuO_4 . Our results suggest that the strong correlation enough to induce Mott gap may not be a prerequisite for the high- T_c superconductivity.

Due to extensive efforts over the last 30 years¹, significant progress has been made in the understanding of high-temperature superconducting materials. Although the pairing mechanism and the intriguing interplay between competing orders still remain elusive, many aspects of this series of copper-oxides have now been well established. Basically, all cuprates share common phase diagram features, and each phase has been a subject of intensive study. The 'dome'-shaped region of superconductivity, which only appears after the long-range magnetic order is suppressed (see Fig. 1), is possibly the key to understanding the pairing principle of cuprates. These features are also found in other families of superconducting materials, such as Fe-based and heavy Fermion compounds, and have been well recognized, likely suggesting that the same superconducting mechanism exists in the different families².

The superconducting dome has been considered to be particularly important in the framework of some outstanding theoretical models or 'pictures' that assume or predict its existence^{3,4}. Therefore, it is striking that a series of recent experiments for electron-doped cuprates have reported data that contradicts this feature. According to a systematic re-investigation of electron-doped samples, RE_2CuO_4 (RE = rare-earth: Nd, Pr, Sm, etc.), the superconducting region does not cease to exist as the carrier concentration decreases, but this region extends to very low doping, quite close to zero⁵⁻¹⁸. Further, as the doping approaches zero, the superconducting transition temperature (T_c) seems to keep increasing with no indication of the dome (see Fig. 1(b)). While further study needs to be performed to clarify this issue, it seems indicative that the undoped parent compounds of RE_2CuO_4 are a Slater-type insulator rather than a Mott-type insulator. Therefore, the 'doped Mott insulator' picture may not be appropriate, at least for the electron-doped family.

¹Department of Physics, Korea Advanced Institute of Science and Technology (KAIST), Daejeon 305-701, Korea.

²Department of Applied Mathematics and Physics, Tottori University, Tottori 680-8552, Japan. ³Computational Condensed Matter Physics Laboratory, RIKEN, Wako, Saitama 351-0198, Japan. ⁴National Institute for Materials Science, Sengen 1-2-1, Tsukuba, Ibaraki 305-0047, Japan. ⁵Department of Physics, Osaka University, Machikaneyama-Cho, Toyonaka, Osaka 560-0043, Japan. ⁶KAIST Institute for the NanoCentury, Korea Advanced Institute of Science and Technology, Daejeon 305-701, Korea. Correspondence and requests for materials should be addressed to M.J.H. (email: mj.han@kaist.ac.kr)

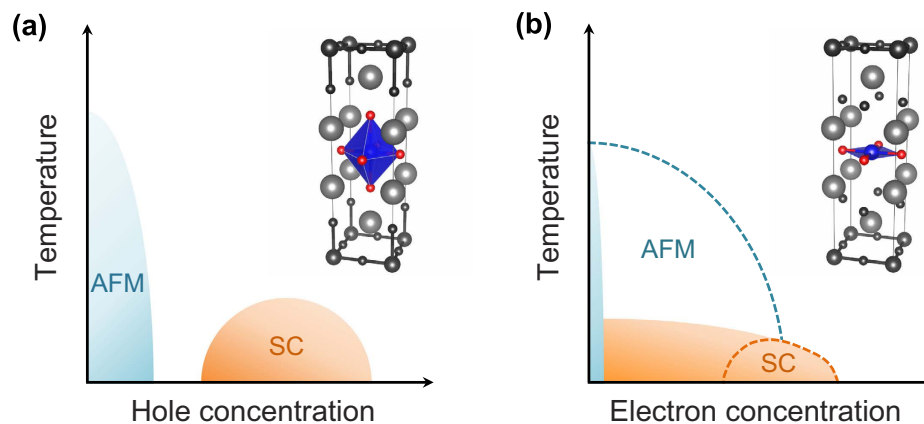


Figure 1. Schematic phase diagram of superconducting (SC) and antiferromagnetic (AFM) states for the (a) hole-doped and (b) electron-doped region. The insets show the representative crystal structure for each region: (a) La_2CuO_4 and (b) RE_2CuO_4 where the large, medium, and small spheres represent La/RE (grey), Cu (black or blue), and O (black or red), respectively. The octahedral CuO_6 and planar CuO_4 unit are shaded blue.

Some theoretical suggestions are supportive of this conclusion. According to Weber *et al.*^{19,20}, for example, an electron-doped material, Nd_2CuO_4 , is less correlated and should be identified as a Slater insulator, while the hole-doped La_2CuO_4 should be considered as a Mott insulator. The LDA + DMFT (local density approximation plus the dynamical mean field theory) calculation by Das and Saha-Dasgupta²¹ showed that the T' -structured La_2CuO_4 is insulating while the T -structured La_2CuO_4 is metallic at $U = 4.5$ eV. Comanac *et al.*²² also concluded that the correlation strengths in cuprates are not strong enough to be identified as Mott insulators.

In spite of its crucial importance, however, this issue is quite challenging because of the difficulty in quantifying the ‘Mott-ness’ or in estimating the correlation strengths. Here, we also note that while Comanac *et al.* concluded that all the cuprates are Slater insulators²², Weber *et al.*, as well as Das and Saha-Dasgupta, made a sharp distinction between the electron-doped and the hole-doped families^{19–21}. One clear and well-defined way for resolving this issue is to calculate or ‘measure’ the material dependence of the correlation strength, which is traditionally denoted by the parameter U (on-site Coulomb repulsion within the single-band Hubbard model). Further, calculating the material dependent U values can illuminate other important issues such as pairing principle. Because electron-doped cuprates generally have lower T_c (≤ 30 K) than hole-doped materials, whose T_c sometimes exceeds 100 K (e.g., the triple-layered Hg-cuprates), it is important to determine if there is a notable difference in the correlation strengths of these two different families.

Here, we try to provide a clear answer to this long standing question by performing the direct estimation of U for several different types of cuprates. Our first-principles calculations show that both of the previous conclusions are not quite correct. On one hand, our result provides the first direct confirmation that the correlation strength of electron-doped materials is weaker than that of hole-doped counterparts. On the other, we significantly revise the previous conclusion: Not all of the hole-doped cuprates have stronger correlation compared to the electron doped ones. In fact, one representative hole-doped family, namely Hg-cuprates (and presumably many other multi-layered cuprates), has weaker electron correlation strength comparable to the electron-doped materials. Our result has a profound implication for the pairing principle: The correlation effects, strong enough to produce the Mott insulating state, may not be a prerequisite for high T_c superconductivity.

Results

The results are summarized in Fig. 2. We clearly see that T' -structures (or, the parent compounds of electron-doped materials) have significantly smaller U values than the hole-doped materials (parent phases), especially La_2CuO_4 . The calculated U for RE_2CuO_4 (RE: Nd, Pr, Sm) is 1.24–1.34 eV, which is considerably smaller than the La_2CuO_4 value of 3.15 eV. The material dependent U/t was also estimated (see Fig. 2; the data in green color and the right vertical axis), where the nearest-neighbor hopping parameter, t , was calculated with the standard Wannier-function technique^{23,24} (see Supplementary Information). The calculated U/t for La_2CuO_4 is ~ 7 which compares reasonably well with the widely used values for the model Hamiltonian studies²⁵. The U/t value for the RE_2CuO_4 series is ~ 3 , which is significantly smaller ($\sim 43\%$ of the La_2CuO_4 value).

The $4f$ electrons in RE_2CuO_4 located around the Fermi level must be considered carefully. Because there is no well-established method to treat these states, first-principles calculations of rare-earth compounds has been challenging. One widely-used method is to treat the $4f$ electrons as part of the core electrons, as was done in refs 19 and 20. To minimize the ambiguity caused by this technical difficulty, we used three different methods; Method 1, 2, and 3 (see the Supplementary Information). For presentation, we took the average of these three values as the main data, and the error bars represent the largest and smallest values obtained by Methods 1–3 in Fig. 2. Importantly, our conclusions were the same regardless of which values are considered. In fact, if we consider the previously-used technique, Method 1, the U/t difference between the RE_2CuO_4 and La_2CuO_4 is enlarged (see the Supplementary Information).

Arguably, our calculation is the most direct way to determine the correlation strengths. For the estimation of correlation strength the previous theoretical approaches analyzed either the mass renormalization factor or the

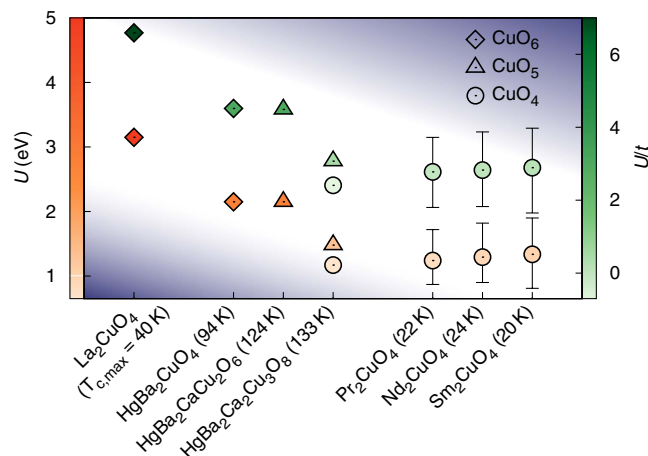


Figure 2. Calculated U and U/t for cuprate parent compounds. The left (orange) and the right (green) vertical axis correspond to U and U/t , respectively. A total of seven different materials have been calculated: La_2CuO_4 (single layered, hole doped), $\text{HgBa}_2\text{CuO}_4$ (single layered, hole doped), $\text{HgBa}_2\text{CaCu}_2\text{O}_6$ (double layered, hole doped), $\text{HgBa}_2\text{Ca}_2\text{Cu}_3\text{O}_8$ (triple layered, hole doped), Pr_2CuO_4 (single layered, electron doped), Nd_2CuO_4 (single layered, electron doped), and Sm_2CuO_4 (single layered, electron doped). For the electron-doped materials, RE_2CuO_4 , three different techniques have been used to treat the RE-4f electrons (see the text for more details). The average values are presented and the error bars indicate the largest and smallest values. The symbols represent the local CuO_n structures: diamonds, triangles, and circles correspond to CuO_6 , CuO_5 , and CuO_4 , respectively. The numbers in parentheses are the optimal superconducting $T_{c,\text{max}}$ of each material.

optical conductivity^{19–22} with U as a parameter. In the present study, we directly calculated U from first-principles without any adjustable parameter (see Methods and Supplementary Information). Therefore, our results, which show a smaller U value in electron-doped materials, can be regarded as direct evidence that materials with the T' -type lattice structure are less correlated.

A characteristic feature that determines the material dependence of the correlation strength can be represented by a single parameter. Figure 3(a) shows the calculated U/t as a function of the inverse of the apical oxygen height ($1/h_O$) (*i.e.*, the average of the inverse bond distance between apical oxygen and copper). As $1/h_O$ increases, the increasing trend of U/t from the electron-doped materials, RE_2CuO_4 , to the hole-doped $\text{HgBa}_2\text{CuO}_4$, and to La_2CuO_4 is obvious. For the case of RE_2CuO_4 with no apical oxygen, $1/h_O$ can be regarded as zero. While both (hole-doped) La_2CuO_4 and $\text{HgBa}_2\text{CuO}_4$ have well-defined octahedral oxygen cages around the Cu ions (*i.e.*, CuO_6), no apical oxygen is found in RE_2CuO_4 , and CuO_4 is formed instead of CuO_6 (see Fig. 1, inset). The absence of two apical oxygen atoms can cause a significant difference in electronic properties and effectively reduce the correlation strengths. This relationship between U/t (or U) and h_O can be used as a good rule of thumb to measure the correlation strength.

It is noteworthy that the hole-doped family can also have copper-oxygen layers with no apical oxygen. For example, the inner-layer of $\text{HgBa}_2\text{Ca}_2\text{Cu}_3\text{O}_8$ has the same local structure as RE_2CuO_4 (*i.e.*, no apical oxygens; CuO_4). Figures 2 and 3(a) clearly show that the inner-layer Cu in triple-layered $\text{HgBa}_2\text{Ca}_2\text{Cu}_3\text{O}_8$ has a similar value of U and U/t to RE_2CuO_4 .

It is a remarkable new finding that some of the hole-doped cuprates have correlation strengths comparable to the electron-doped materials. It raises a question about the simple classification that categorizes all hole-doped cuprates as Mott insulators. As shown in Figs 2 and 3(a), the calculated U and U/t values of the Hg-cuprates are located in between those of RE_2CuO_4 and La_2CuO_4 . Note that the single-layer $\text{HgBa}_2\text{CuO}_4$ has a well-defined CuO_6 local unit as in La_2CuO_4 , and its correlation strength is noticeably weaker than that of La_2CuO_4 . According to our calculations, the difference of U (U/t) between $\text{HgBa}_2\text{CuO}_4$ and La_2CuO_4 is 1.0 eV (2.1). That difference is larger than the difference between $\text{HgBa}_2\text{CuO}_4$ and RE_2CuO_4 , which is ~ 0.9 eV (~ 1.7). In the case of the triple-layer Hg-compounds, the correlation strengths decrease to be even closer to the values of electron-doped materials. We emphasize its significant implication for the pairing principle: Considering that the Hg-based cuprates exhibit quite high $T_c \geq 100$ K, the correlation effects strong enough to produce the Mott insulating mother compound may not be a prerequisite for high T_c superconductivity.

It is instructive to see how these features are related to the charge transfer energy, $\Delta_{dp} = E_d$ (Cu-3d energy level) $- E_p$ (O-2p energy level), which is another key parameter in many of the transition-metal oxides²⁶. While Δ_{dp} is a quantity for the d - p model (not the single-band model), one can examine the behavior of Δ_{dp}/t in comparison to U/t . Figure 3(b) shows the calculated Δ_{dp}/t as a function of $1/h_O$. We note that the charge transfer energies of the Hg-compounds are more similar to the values of RE_2CuO_4 than those of La_2CuO_4 . The overall behavior of U and Δ_{dp} is not quite different nor entirely similar, the same when plotted as a function of $1/h_O$. The similarity is likely due to that a large Δ_{dp} results in a smaller d - p hybridization, making Wannier orbital more localized. At the same time, the details of the band structure play some role in determining the correlation strength.

Importantly, the results of both U and Δ_{dp} indicate that Hg-compounds are significantly less correlated than La_2CuO_4 , and their correlation strengths are comparable to those of electron-doped materials. Therefore, a simple

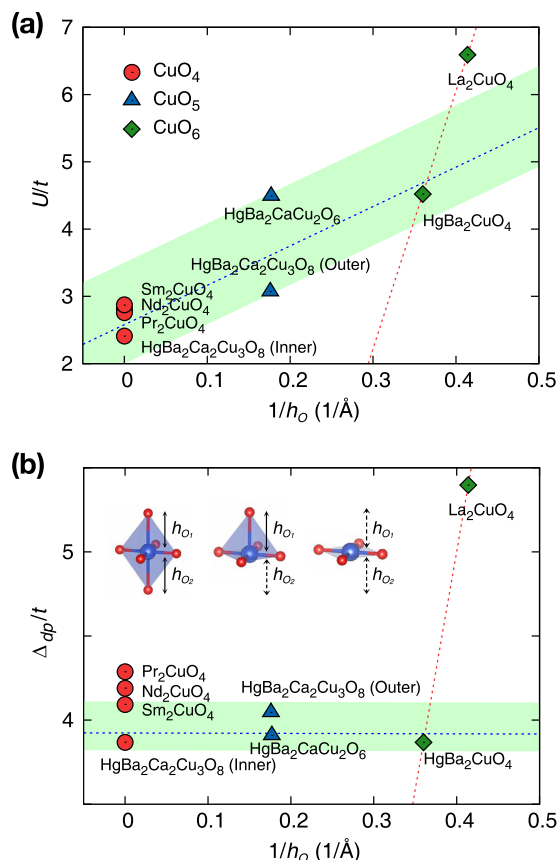


Figure 3. The calculated U/t (a) and Δ_{dp}/t (b) as a function of the inverse apical oxygen height, $1/h_O$. The color and shape of each point represent the local structure of materials: CuO_6 (green diamonds), CuO_5 (blue triangles), and CuO_4 (red circles) having two, one, and no apical oxygen, respectively. The local structures are presented in the inset of (b). The effective bond length between Cu and the apical oxygen, h_O , is defined as $1/h_O = (1/h_{O_1} + 1/h_{O_2})/2$ where $h_{O_{1,2}}$ indicates the Cu to apical oxygen bond distance and the distance can be defined to be ∞ when there is no apical oxygen. For the case with no apical oxygen (CuO_4), $1/h_O$ can be regarded as zero. For CuO_5 which has one apical oxygen, $1/h_O$ is defined as half of the inverse of the bond distance between Cu and apical O. The red line shows the fitting from two data points of single-layer hole-doped compounds, La_2CuO_4 and $\text{HgBa}_2\text{CuO}_4$. The blue line shows the fitting from the four data points of the Hg-compounds. The shaded green blocks provide a guide for the eyes.

classification of the parent compounds in terms of the carrier types is not pertinent, and the previous studies that regarded La_2CuO_4 as a prototype hole-doped cuprate should be re-interpreted. It may be more desirable to classify some of the hole-doped materials as Slater-type insulators.

Discussion

Comparison of our result with experiments is not at all straightforward and any direct quantitative argument may not be possible. The determination of U based on any experimental data is eventually to fit onto a certain type of model. Within such an obvious limitation, it may be instructive to see the optical conductivity data as a possible consistency check. The previous experiments on the hole-doped materials, for example, seem basically consistent with our results: Charge transfer gap of La_2CuO_4 is larger than that of Nd_2CuO_4 , and the integrated Drude weight of (doped) $T^{\text{-}}$ materials is larger than La_2CuO_4 . The trend of other materials is also compatible with our calculations while the data from the undoped parent compounds is not always available^{22,27–32}.

Our results can provide natural explanations for recent experiments^{7–16} in which the phase diagram of the electron-doped cuprates exhibits monotonically increasing T_c toward zero doping (see Fig. 1(b)). This behavior has been observed in the carefully-annealed samples of both thin film and single crystal forms^{7–16}. If it is indeed the case, the implication can be profound and the electron-doped side of the phase diagram should be re-drawn (Fig. 1(b)). According to our calculations, this behavior is a result of the relatively weak correlation in the electron-doped materials. In this context, it is instructive to recall a recent numerical result by variational Monte Carlo calculations. Yokoyama *et al.* showed in their one-band Hubbard model study that a small value of $U/t \leq 6$ produces an increasing T_c region of superconductivity whereas a larger U/t value always gives the dome-shape³³.

The Hg-cuprates are of interest in this regard. Being a hole-doped family, their correlation strength is significantly weaker than that of La_2CuO_4 and close to the electron-doped cuprates, especially in the triple-layer compound. Nevertheless, the dome-like doping dependence of T_c has been observed in both single-layer³⁴ and multilayer³⁵ Hg-cuprates. Therefore, the dome-shaped T_c may not necessarily be a consequence of strong electron

correlation. In fact, a mechanism that can induce the dome-shaped T_c without Mott-ness has recently been proposed³⁶. In this theory, the intrinsic electron-hole asymmetry of the hybridized Cu3d–O2p electronic structure plays an essential role. Regarding the absence or presence of antiferromagnetic ordering, it is important to note that the low doping regime (<5%) has not been experimentally reached for the single-layer Hg-compound due to the presence of excess oxygen³⁴. Hence, considering the moderate value of U/t in single-layer Hg-cuprates, the presence of antiferromagnetism as well as the Mott-insulating state in the non-doping limit may still be an open issue. We expect the Tl-based cuprate, which also has a large h_O value, have similar behavior³⁷. For multilayer Hg-compounds, antiferromagnetism has been reported in the underdoped regime³⁵. Our result suggests that this insulating state can be of the Slater-type rather than the Mott-type. The robust presence of antiferromagnetism in these multilayer cases (compared to the electron-doped cases) might be due to the interlayer coupling.

Summary and Conclusion

We performed the first direct calculation of the material dependent correlation strengths in cuprates. A clear increasing trend of U is found as a function of $1/h_O$. Our result strongly supports the Slater picture for electron-doped cuprates. It is the first direct evidence of weaker correlations in electron-doped materials, and can be regarded as a (theoretical) confirmation. On the other hand, we significantly revise the current understanding of this issue. Contrary to the previous conclusion, some of the hole-doped cuprates (e.g., the Hg-compounds) have considerably weaker correlations which are comparable to those in electron-doped materials. Our results indicate that the electron correlation strong enough to induce the Mott gap may not be a prerequisite for high T_c superconductivity.

Methods

Computation details. We used so-called ‘constrained random phase approximation (cRPA)’ method to estimate the correlation strength. This recently-established technique^{38–46} has been proven to be reliable in many different types of materials^{40–56}, including 3d, 4d, 5d transition-metal oxides^{47–52} and Fe-based superconductors^{53–56}, while it has never been systematically applied to cuprates. Early calculations of La₂CuO₄ based on constrained LDA (cLDA) predict too large U value of ~7–10 eV^{57–61}. It is a typical feature of cLDA due to the limitation for describing the electronic screening⁴¹. Our implementation of cRPA into our own software package ‘ecalj’⁶² follows one of the most recent standard formalisms by Şaşıoğlu *et al.*^{44,45} (see the Supplementary Information). We have checked that the previously reported data for many different materials were well reproduced by our implementation (see the Supplementary Information).

In order to avoid the ambiguity related to the 4f electrons in RE₂CuO₄, we used three different methods. Method 1 treats the RE-4f orbitals as the core as in the previous studies^{19,20}. This method removes some screening channels (but not the on-site *d-d* transitions) around the Fermi energy and can cause some deviation in the U estimation. Method 2 replaces RE ions with La while maintaining the experimental lattice parameters. The resulting effect is expected to be similar to Method 1. We emphasize, however, that the whole procedure is determined in a self-consistent way, and the position and the width of the Cu-3d band is adjusted accordingly. Therefore, the naive guess for the final U value might not be correct. Method 3 keeps the RE-4f states around the Fermi energy as described by LDA. Within LDA, these less-renormalized and uncorrelated 4f-bands are located closer to the Fermi level and contribute to the screening. In spite of the complexity of the LDA band structure, the Cu-*e_g* bands are well identified by the standard Wannier fitting, and therefore, Method 3 works as well as the other two approaches (see the Supplementary Information). The average of these three values is presented as the main data while the error bars represent the largest and smallest values obtained by Methods 1–3 (Fig. 2).

The LDA band structure was calculated by an all-electron full-potential method with the PMT basis (augmented plane wave + muffin-tin orbital)⁶³. The polarization function is expanded by the mixed product basis in which the imaginary part along the real axis is accumulated with the tetrahedron method and the real part is obtained by a Hilbert transformation. Our approach has a clear advantage in terms of its accuracy compared to other methods, such as simple *k*-point sampling, Matsubara-frequency sampling, and the pseudopotential method. We have carefully verified the *k*-point dependency and found that our conclusions are robust against the computation details (see the Supplementary Information). The calculated U value of 3.15 eV for La₂CuO₄ is in good agreement with the only available data of 3.65 eV⁴⁹. For further details, see the Supplementary Information.

References

- Bednorz, J. G. & Müller, K. A. Possible high T_c superconductivity in the Ba-La-Cu-O system. *Z. Phys. B: Condens. Matter* **64**, 189–193 (1986).
- Scalapino, D. J. A common thread: The pairing interaction for unconventional superconductors. *Rev. Mod. Phys.* **84**, 1383–1417 (2012).
- Lee, P. A., Nagaosa, N. & Wen, X.-G. Doping a Mott insulator: Physics of high-temperature superconductivity. *Rev. Mod. Phys.* **78**, 17–85 (2006).
- Ogata, M. & Fukuyama, H. The *t-J* model for the oxide high- T_c superconductors. *Rep. Prog. Phys.* **71**, 036501 (2008).
- Armitage, N. P., Fournier, P. & Greene, R. L. Progress and perspectives on electron-doped cuprates. *Rev. Mod. Phys.* **82**, 2421–2487 (2010).
- Fournier, P. *T'* and infinite-layer electron-doped cuprates. *Physica C* **514**, 314–338 (2015).
- Brinkmann, M., Rex, T., Bach, H. & Westerholt, K. Extended superconducting concentration range observed in Pr_{2-x}Ce_xCuO₄. *Phys. Rev. Lett.* **74**, 4927–4930 (1995).
- Matsumoto, O. *et al.* Superconductivity in undoped *T'*-RE₂CuO₄ with T_c over 30 K. *Physica C* **468**, 1148–1151 (2008).
- Matsumoto, O. *et al.* Synthesis and properties of superconducting *T'*-R₂CuO₄ (R = Pr, Nd, Sm, Eu, Gd). *Phys. Rev. B* **79**, 100508(R) (2009).
- Matsumoto, O. *et al.* Generic phase diagram of “electron-doped” *T'* cuprates. *Physica C* **469**, 924–927 (2009).
- Matsumoto, O. *et al.* Reduction dependence of superconductivity in the end-member *T'* cuprates. *Physica C* **469**, 940–943 (2009).
- Matsumoto, O., Tsukada, A., Yamamoto, H., Manabe, T. & Naito, M. Generic phase diagram of Nd_{2-x}Ce_xCuO₄. *Physica C* **470**, S101–S103 (2010).

13. Yamamoto, H., Matsumoto, O., Krockenberger, Y., Yamagami, K. & Naito, M. Molecular beam epitaxy of superconducting Pr_2CuO_4 films. *Solid State Commun.* **151**, 771–774 (2011).
14. Krockenberger, Y., Yamamoto, H., Tsukada, A., Mitsuhashi, M. & Naito, M. Unconventional transport and superconducting properties in electron-doped cuprates. *Phys. Rev. B* **85**, 184502 (2012).
15. Krockenberger, Y. *et al.* Emerging superconductivity hidden beneath charge-transfer insulators. *Sci. Rep.* **3**, 2235 (2013).
16. Chanda, G. *et al.* Optical study of superconducting Pr_2CuO_x with $x \simeq 4$. *Phys. Rev. B* **90**, 024503 (2014).
17. Tsukada, A. *et al.* New class of T' -structure cuprate superconductors. *Solid State Commun.* **133**, 427–431 (2005).
18. Adachi, T. *et al.* Evolution of the electronic state through the reduction annealing in electron-doped $\text{Pr}_{1.3-x}\text{La}_{0.7}\text{Ce}_x\text{CuO}_{4+\delta}$ ($x = 0.10$) Single Crystals: Antiferromagnetism, Kondo Effect, and Superconductivity. *J. Phys. Soc. Jpn.* **82**, 063713 (2013).
19. Weber, C., Haule, K. & Kotliar, G. Strength of correlations in electron- and hole-doped cuprates. *Nature Phys.* **6**, 574–578 (2010).
20. Weber, C., Haule, K. & Kotliar, G. Apical oxygens and correlation strength in electron- and hole-doped copper oxides. *Phys. Rev. B* **82**, 125107 (2010).
21. Das, H. & Saha-Dasgupta, T. Electronic structure of La_2CuO_4 in the T and T' crystal structures using dynamical mean field theory. *Phys. Rev. B* **79**, 134522 (2009).
22. Comanac, A., de' Medici, L., Capone, M. & Millis, A. J. Optical conductivity and the correlation strength of high-temperature copper-oxide superconductors. *Nature Phys.* **4**, 287–290 (2008).
23. Marzari, N. & Vanderbilt, D. Maximally localized generalized Wannier functions for composite energy bands. *Phys. Rev. B* **56**, 12847–12865 (1997).
24. Souza, I., Marzari, N. & Vanderbilt, D. Maximally localized Wannier functions for entangled energy bands. *Phys. Rev. B* **65**, 035109 (2001).
25. Araújo, M. A. N., Carmelo, J. M. P., Sampaio, M. J. & White, S. R. Spin-spectral-weight distribution and energy range of the parent compound La_2CuO_4 . *Eur. Phys. Lett.* **98**, 67004 (2012).
26. Zaanen, J., Sawatzky, G. A. & Allen, J. W. Band gaps and electronic structure of transition-metal compounds. *Phys. Rev. Lett.* **55**, 418 (1985).
27. Lucarelli, A. *et al.* Phase diagram of $\text{La}_{2-x}\text{Sr}_x\text{CuO}_4$ probed in the infrared: Imprints of charge stripe excitations. *Phys. Rev. Lett.* **90**, 037002 (2003).
28. Onose, Y., Taguchi, Y., Ishizaka, K. & Tokura, Y. Charge dynamics in underdoped $\text{Nd}_{2-x}\text{Ce}_x\text{CuO}_4$: Pseudogap and related phenomena. *Phys. Rev. B* **69**, 024504 (2004).
29. Cooper, S. L. *et al.* Optical studies of the a-, b-, and c-axis charge dynamics in $\text{Yb}_{2-x}\text{Cu}_3\text{O}_{6+x}$. *Phys. Rev. B* **47**, 8233–8248 (1993).
30. Hwang, J., Timusk, T. & Gu, G. D. J. Doping dependent optical properties of $\text{Bi}_2\text{Sr}_2\text{CaCu}_2\text{O}_{8+\delta}$. *Phys. Condens. Matter* **19**, 125208 (2007).
31. Tokura, Y. *et al.* Cu-O network dependence of optical charge-transfer gaps and spin-pair excitations in single- CuO_2 -layer compounds. *Phys. Rev. B* **41**, 11657(R) (1990).
32. Uchida, S. *et al.* Optical spectra of $\text{La}_{2-x}\text{Sr}_x\text{CuO}_4$: Effect of carrier doping on the electronic structure of the CuO_2 plane. *Phys. Rev. B* **43**, 7942 (1991).
33. Yokoyama, H., Ogata, M., Tanaka, Y., Kobayashi, K. & Tsuchiura, H. Crossover between BCS Superconductor and Doped Mott Insulator of d -Wave Pairing State in Two-Dimensional Hubbard Model. *J. Phys. Soc. Jpn.* **82**, 014707 (2013).
34. Yamamoto, A., Hu, W.-Z. & Tajima, S. Thermoelectric power and resistivity of $\text{HgBa}_2\text{CuO}_{4+\delta}$ over a wide doping range. *Phys. Rev. B* **63**, 024504 (2000).
35. Mukuda, H., Shimizu, S., Iyo, A. & Kitaoka, Y. High- T_c superconductivity and antiferromagnetism in multilayered copper oxides – A new paradigm of superconducting mechanism –. *J. Phys. Soc. Jpn.* **81**, 011008 (2012).
36. Ogura, D. & Kuroki, K. Asymmetry of superconductivity in hole- and electron-doped cuprates: explanation within two-particle self-consistent analysis for the three band model. *arXiv*: 1505.04017.
37. Shimakawa, Y., Kubo, Y., Manako, T. & Igarashi, H. Variation in T_c and carrier concentration in TI based superconductors. *Phys. Rev. B* **40**, 11400(R) (1989).
38. Springer, M. & Aryasetiawan, F. Frequency-dependent screened interaction in Ni within the random-phase approximation. *Phys. Rev. B* **57**, 4364–4368 (1998).
39. Kotani, T. *Ab initio* random-phase-approximation calculation of the frequency-dependent effective interaction between 3d electrons: Ni, Fe, and MnO. *J. Phys.: Condens. Matter* **12**, 2413–2422 (2000).
40. Aryasetiawan, F. *et al.* Frequency-dependent local interactions and low-energy effective models from electronic structure calculations. *Phys. Rev. B* **70**, 195104 (2004).
41. Aryasetiawan, F., Karlsson, K., Jepsen, O. & Schönberger, U. Calculations of Hubbard U from first-principles. *Phys. Rev. B* **74**, 125106 (2006).
42. Miyake, T. & Aryasetiawan, F. Screened Coulomb interaction in the maximally localized Wannier basis. *Phys. Rev. B* **77**, 085122 (2008).
43. Miyake, T., Aryasetiawan, F. & Imada, M. *Ab initio* procedure for constructing effective models of correlated materials with entangled band structure. *Phys. Rev. B* **80**, 155134 (2009).
44. Şaşıoğlu, E., Friedrich, C. & Blügel, S. Effective Coulomb interaction in transition metals from constrained random-phase approximation. *Phys. Rev. B* **83**, 121101(R) (2011).
45. Şaşıoğlu, E., Galanakis, I., Friedrich, C. & Blügel, S. *Ab initio* calculation of the effective on-site Coulomb interaction parameters for half-metallic magnets. *Phys. Rev. B* **88**, 134402 (2013).
46. Amadon, B., Applencourt, T. & Bruneval, F. Screened Coulomb interaction calculations: cRPA implementation and applications to dynamical screening and self-consistency in uranium dioxide and cerium. *Phys. Rev. B* **89**, 125110 (2014).
47. Vaugier, L., Jiang, H. & Biermann, S. Hubbard U and Hund exchange J in transition metal oxides: Screening versus localization trends from constrained random phase approximation. *Phys. Rev. B* **86**, 165105 (2012).
48. Sakuma, R. & Aryasetiawan, F. First-principles calculations of dynamical screened interactions for the transition metal oxides MO ($M = \text{Mn, Fe, Co, Ni}$). *Phys. Rev. B* **87**, 165118 (2013).
49. Werner, P., Sakuma, R., Nilsson, F. & Aryasetiawan, F. Dynamical screening in La_2CuO_4 . *Phys. Rev. B* **91**, 125142 (2015).
50. Mravlje, J. *et al.* Coherence-incoherence crossover and the mass-renormalization puzzles in Sr_2RuO_4 . *Phys. Rev. Lett.* **106**, 096401 (2011).
51. Martins, C., Aichhorn, M., Vaugier, L. & Biermann, S. Reduced effective spin-orbital degeneracy and spin-orbital ordering in paramagnetic transition-metal oxides: Sr_2IrO_4 versus Sr_2RhO_4 . *Phys. Rev. Lett.* **107**, 266404 (2011).
52. Arita, R., Kuneš, J., Kozhevnikov, V., Aichhorn, M., Eguluz, A. G. & Imada, M. *Ab initio* studies on the interplay between spin-orbit interaction and Coulomb correlation in Sr_2IrO_4 and Ba_2IrO_4 . *Phys. Rev. Lett.* **108**, 086403 (2012).
53. Miyake, T., Pourvorskii, L., Vildosola, V., Biermann, S. & Georges, A. d- and f-orbital correlations in the REFeAsO compounds. *J. Phys. Soc. Jpn.* **77**, 99–102 (2008).
54. Nakamura, K., Arita, R. & Imada, M. *Ab initio* derivation of low-energy model for iron-based superconductors LaFeAsO and LaFePO . *J. Phys. Soc. Jpn.* **77**, 093711 (2008).
55. Miyake, T., Nakamura, K., Arita, R. & Imada, M. Comparison of *Ab initio* low-energy models for LaFePO , LaFeAsO , BaFe_2As_2 , LiFeAs , FeSe , and FeTe : electron correlation and covalency. *J. Phys. Soc. Jpn.* **79**, 044705 (2010).

56. Werner, P. *et al.* Satellites and large doping and temperature dependence of electronic properties in hole-doped BaFe₂As₂. *Nature Phys.* **8**, 331–337 (2012).
57. McMahan, A. K., Martin, R. M. & Satpathy, S. Calculated effective Hamiltonian for La₂CuO₄ and solution in the impurity Anderson approximation. *Phys. Rev. B* **38**, 6650 (1988).
58. Hybertsen, M. S., Schlüter, M. & Christensen, N. E. Calculation of Coulomb-interaction parameters for La₂CuO₄ using a constrained-density-functional approach. *Phys. Rev. B* **39**, 9028 (1989).
59. McMahan, A. K., Annett, J. F. & Martin, R. M. Cuprate parameters from numerical Wannier functions. *Phys. Rev. B* **42**, 6268 (1990).
60. Grant, J. B. & McMahan, A. K. Spin bags and quasiparticles in doped La₂CuO₄. *Phys. Rev. B* **46**, 8440 (1992).
61. Anisimov, V. I., Korotin, M. A., Nekrasov, I. A., Pchelkina, Z. V. & Sorella, S. First principles electronic model for high-temperature superconductivity. *Phys. Rev. B* **66**, 100502(R) (1990).
62. Kotani, T. *ecalj* package. Available at: <https://github.com/tkotani/ecalj> (2009).
63. Kotani, T., Kino, H. & Akai, H. Formulation of the augmented plane-wave and muffin-tin orbital method. *J. Phys. Soc. Jpn.* **84**, 034702 (2015).

Acknowledgements

We thank Dr. Takashi Miyake for providing us the the maximally localized Wannier function code implemented on top of ‘ecalj’ package. S.W.J. and M.J.H. were supported by Basic Science Research Program through the National Research Foundation of Korea (NRF) funded by the Ministry of Education (2014R1A1A2057202). The computing resource is supported by National Institute of Supercomputing and Networking/Korea Institute of Science and Technology Information with supercomputing resources including technical support (KSC-2014-C2-015) and by Computing System for Research in Kyushu University. T.K. was supported by the Advanced Low Carbon Technology Research and Development Program (ALCA), the “High-efficiency Energy Conversion by Spinodal Nano-decomposition” program of the Japan Science and Technology Agency (JST), and the JSPS Core-to-Core Program Advanced Research Networks (“Computational Nano-materials Design on Green Energy”). H.S. was supported by JSPS KAKENHI (Grant-in-Aid for Young Scientists B, Grant No. 16J21175). Computational calculations was partly done at the supercomputer (HOKUSAI) at RIKEN, the supercomputing system of the ISSP.

Author Contributions

T.K. and H.K. developed the LDA and cRPA code. S.W.J. performed cRPA calculations. S.W.J. and H.S. calculated Δ_{dp} . All authors contributed to analyzing the results and writing the manuscript.

Additional Information

Supplementary information accompanies this paper at <http://www.nature.com/srep>

Competing financial interests: The authors declare no competing financial interests.

How to cite this article: Jang, S. W. *et al.* Direct theoretical evidence for weaker correlations in electron-doped and Hg-based hole-doped cuprates. *Sci. Rep.* **6**, 33397; doi: 10.1038/srep33397 (2016).



This work is licensed under a Creative Commons Attribution 4.0 International License. The images or other third party material in this article are included in the article’s Creative Commons license, unless indicated otherwise in the credit line; if the material is not included under the Creative Commons license, users will need to obtain permission from the license holder to reproduce the material. To view a copy of this license, visit <http://creativecommons.org/licenses/by/4.0/>

© The Author(s) 2016